

Hydrogen from seawater

CHALLENGES AND SOLUTIONS



EUROWATER
A GRUNDFOS COMPANY

Hydrogen from seawater – challenges and solutions

We live on the Blue Planet, but even here freshwater is a scarce resource. For water intensive industries looking for sustainable water use, the dream is therefore to tap into the ocean and utilize the vast amount of seawater.

In this white paper, the use of seawater for green hydrogen production is examined with focus on the initial desalination step in the process towards ultrapure water. Key considerations and technical aspects are explored by answering essential questions like: Is

seawater a viable source of water for green hydrogen? What are the water treatment issues when using seawater for green hydrogen? And should you opt for membrane based reverse osmosis or thermal evaporation?

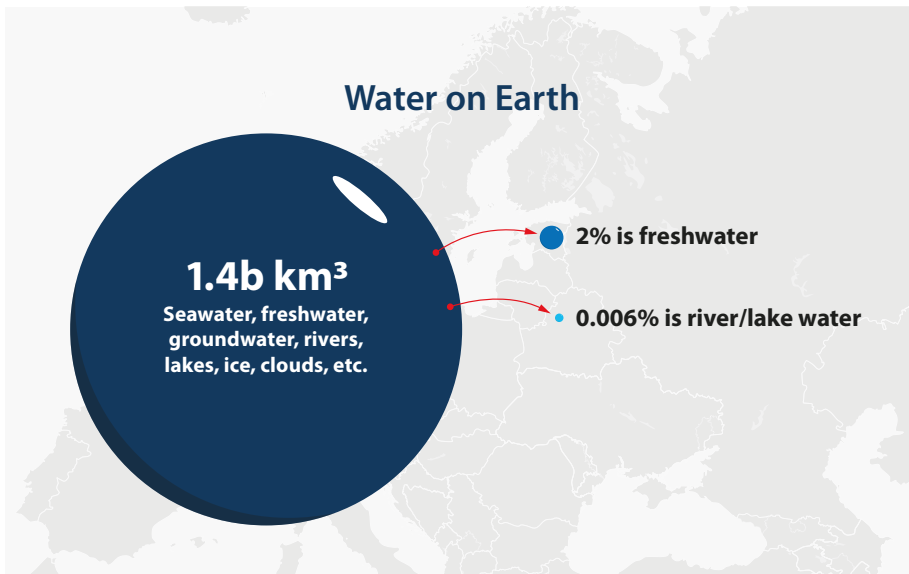


Figure 1 The amount of water on Earth.

Why seawater may be the future of green hydrogen

Only 2 % of all water in the world is freshwater. And most of this is either locked away in glaciers at the poles or stored in the deep underground. This means that only a tiny fraction, 0.3 % of the freshwater, is found in rivers and lakes.

Currently most realized green hydrogen projects are small in scale and therefore rely on drinking water or process water available onsite. However, as projects increase in size this will probably not be a viable solution. Several factors could drive the use of seawater:

- Geography
- Standardization
- Sustainability

To get access to cheap renewable energy, green hydrogen facilities will be located in arid or coastal environments where freshwater is either scarce or not available at all, and where seawater is the only available water resource.

Seawater is a relatively uniform type of water with similar qualities across different geographies. This means that it allows for a high degree of standardization. To drive down the cost of green hydrogen, standardization can become an important tool, and

use of seawater rather than local water sources of variable quality could enable this for the water treatment system.

As a green technology, there is also a strong focus on not relying on drinking water resources, and use of seawater is a way to avoid this.

Freshwater versus seawater

When comparing the use of seawater with low salinity freshwater resources like groundwater, river water, or wastewater effluent, two of the main differences are:

- Water footprint
- Energy consumption

Seawater is more water intensive than freshwater. To produce 1 m³ of ultrapure water for electrolysis you need around 1.5 m³ of freshwater, but up to 2.5 m³ of seawater. This also means that where use of freshwater will generate around 500 L of wastewater for every m³ of ultrapure water, seawater will generate around 1500 L for every m³ of ultrapure water. For seawater, the wastewater will be a brine solution that must be discharged safely. In comparison, the wastewater from freshwater plants can be more readily handled in a wastewater treatment plant.

Green hydrogen from freshwater vs. seawater

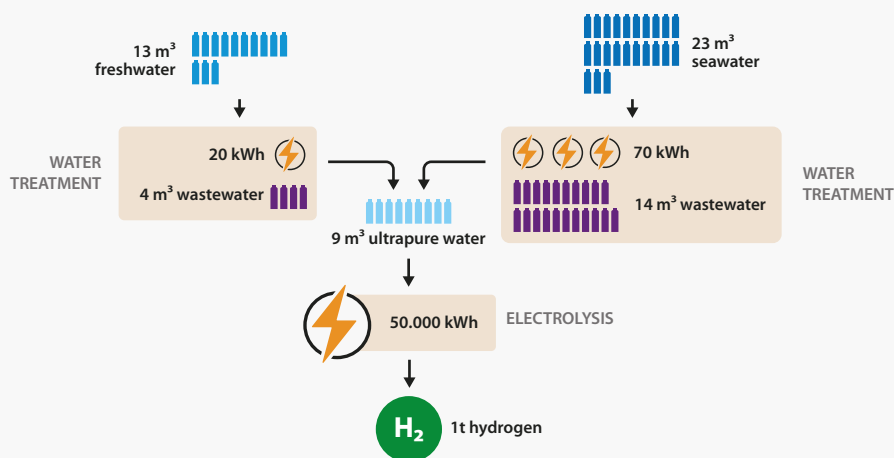


Figure 2 Comparison of water and energy usage for freshwater and seawater.

A second concern is the energy consumption of turning seawater into ultrapure water. Depending on the desalination technology, desalination may generally require 5-10 kWh of electricity for every m³ of ultrapure water, sometimes even more, compared to 2-3 kWh of electricity for freshwater. However, this should be seen in comparison with the overall energy consumption of electrolysis, which will require a thousand times more, around 5000 kWh of electricity.

Desalinating seawater for electrolysis – design conditions

In electrolyzer systems the stack takes up 40-60% of the total cost. The main

job for a desalination system is to protect this investment by meeting a series of requirements:

- Product water of ultrapure quality
- Flexible operation
- Robust operation in harsh conditions
- Small footprint
- Cost-effective

Electrolyzers function optimally with ultrapure water, the quality of which is often stipulated in the ASTM guidelines for Type I-IV water. Type I water is commonly employed in the operation of PEM electrolyzers, while alkaline electrolyzers typically

utilize Type II or Type IV water. Table 1 shows the ASTM type I and type II compared to seawater. To meet the requirements for type I quality water, the desalination system must reduce conductivity by a factor of 900,000, the concentration of sodium with a factor of 11,000,000 and the concentration of chloride by a factor of 19,000,000. In comparison, silica and organics need to be reduced with a factor of 3000 and 20.

Green hydrogen electrolyzers operate with a high degree of variable load depending on the amount of renewable energy available and experience frequent starts and stops. The water treatment system must be

able to handle this variation while maintaining water of high quality.

Part of the market for seawater-based green hydrogen is expected to be located offshore. The desalination system must be able to operate properly under these harsh conditions without the need for frequent service.

For green hydrogen plants in locations with limited space, for instance offshore platforms or containerized systems, compact systems with a small footprint are an advantage.

Finally, the water treatment solution must be cost-effective to contribute to reducing total cost of green hydrogen.

Water quality: Seawater vs. ultrapure water

		Seawater	ASTM type I (Suitable for PEM)	ASTM type II (Suitable for alkaline)
TDS	mg/L	35,000	-	-
Conductivity	µS/cm	50,000	< 0.056	< 1.0
Sodium (Na ⁺)	mg/L	11,000	< 0.001	< 0.005
Chloride (Cl ⁻)	mg/L	19,000	< 0.001	< 0.005
Silica (SiO ₂)	mg/L	1-10	< 0.003	< 0.003
TOC	mg/L	< 1	< 0.05	< 0.05

Table 1 Differences between seawater and ultrapure water.

In addition to these, the size of the water treatment system should be matched against relevant electrolyzer sizes. A 10 MW system requires 2 m³/h of ultrapure water, while a 100 MW electrolyzer requires 20 m³/h. Larger electrolyzer installations will often consist of trains of these systems both to obtain safety through redundancy, but also to achieve flexibility. A relevant range of size of water treatment systems for electrolyzers is therefore 2-100 m³/h.

Desalination technologies - SWRO and thermal

To desalinate seawater, you generally have two options

- Seawater reverse osmosis (SWRO)
- Thermal desalination

SWRO operates by using high pressure to drive seawater water through a semi-permeable membrane. The membrane retains most of the ions and molecules while allowing water to pass. Depending on parameters such as seawater salinity and temperature a pressure of 60-70 bar is typically required. The high pressure in the membrane system is necessary to overcome the osmotic pressure of seawater.

Thermal desalination relies on

thermal energy to evaporate water and then condense it back to distilled water. While there is only one type of SWRO process, there are several alternative thermal processes. For integration with green hydrogen electrolyzers, which generate waste heat between 50-70 °C, the two most suitable thermal technologies are Vapor Compression (VC) and marine freshwater generators relying on Vacuum Distillation (VD).

VC utilizes a mechanical compressor to raise the temperature of water vapors, that are used to drive the evaporation process. In contrast, VD relies on an ejector pump to create a vacuum, enabling evaporation at lower temperatures. Compared to other thermal methods like Multi-Stage Flash (MSF) desalination and Multi-Effect Distillation (MED), VC and VD are usually simpler, have a smaller footprint, and are more cost-effective for water flows relevant to green hydrogen plants.

VC can utilize the electrolyzer waste heat to preheat the incoming seawater and hereby lower overall energy cost, while VD can use the waste heat directly to evaporate seawater under vacuum conditions.

In the desalination industry membrane based SWRO is the prevalent technology. So, why consider thermal

Desalination: Thermal vs. SWRO

	Thermal	SWRO
Capital cost	High	Low
Footprint	Medium	Small
Energy requirement	Low medium	Low
Robustness and flexibility	High	Medium
Water quality	High	High

Figure 3 Desalination using thermal vs. SWRO.

desalination for green hydrogen? For two main reasons:

- Ability to utilize waste heat
- Combine water treatment and cooling

Those places where thermal desalination is used today are characterized by access to cheap waste heat that can be used to drive the process. In electrolysis, around 20% of the electrical energy is lost as waste heat. This means that for every 1 m³ of ultrapure water that is electrolyzed, 1000 kWh of waste heat is generated. In addition, if the waste heat is used to produce ultrapure water, the water treatment process will also cool the electrolyzer, eliminating the need for a cooling tower.

Comparison in the context of green hydrogen

To evaluate how well each desalination technology is suited for green hydrogen, they are compared based on the following parameters:

- Product water quality
- Robustness and flexibility
- Footprint
- Energy requirement
- Capital cost

Both SWRO and thermal desalination deliver high quality product water, but thermal methods can typically achieve higher purity. SWRO systems will typically be able to produce water with 100-200 ppm NaCl, equal to 200-400 µS/cm. In comparison thermal desalination methods will deliver a

Why not just operate directly on seawater?

A popular thought is that we avoid desalination completely and perform electrolysis directly on seawater. Schemes for direct electrolysis of seawater typically falls into two categories:

- Systems where seawater and the electrolyte solution are separated by a contactor membrane
- Electrolyzers with modified electrodes

In the first category, a few studies have claimed to be operating directly on seawater, while in reality they rely on water treatment using a contactor membrane. This could for instance be a forward osmosis membrane or a membrane distillation setup. These schemes do not avoid water treatment but suggest an alternative to traditional SWRO and thermal desalination. So far, no commercial breakthrough

has been made for either of these technologies in desalination.

Electrolyzers with modified electrodes capable of operating directly on seawater is the claim that most often shows up, and which seemingly has the strongest case. Theoretically, it is possible to manufacture electrodes that can operate directly on seawater. However, such electrodes will be costly, and will not bring added value. More energy is required to perform electrolysis on seawater compared to ultrapure water and optimizing electrodes towards these applications foregoes the opportunity for other optimizations, such as energy efficiency.

In conclusion, direct seawater utilization for electrolyzers is not a viable approach. Desalination must remain the initial step in the water treatment process.

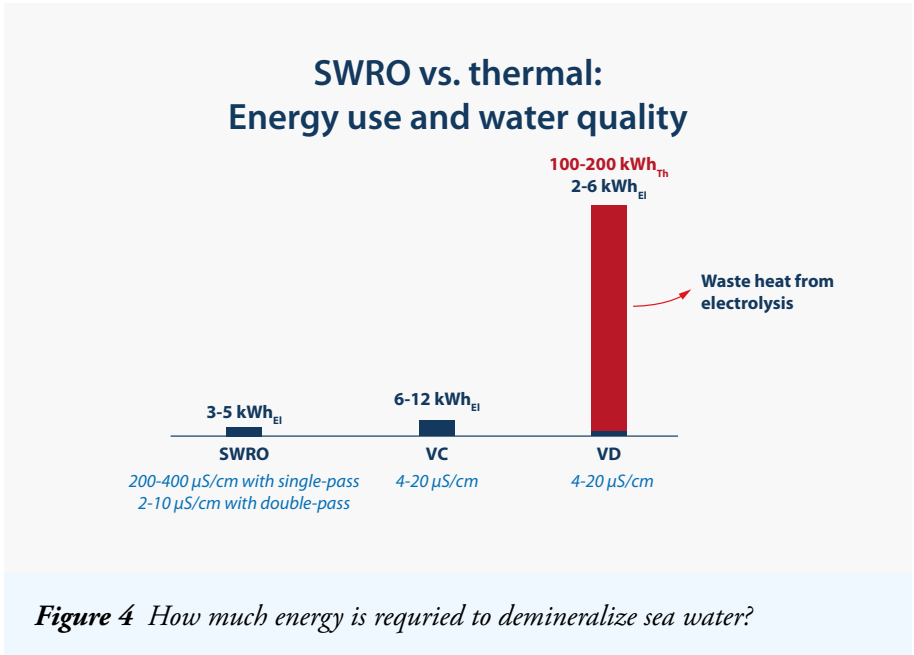


product water quality in the range of 2-10 ppm NaCl, equal to 4-20 $\mu\text{S}/\text{cm}$. This means that to be comparable in terms of water quality, a SWRO system must be followed by a second low pressure RO pass to further filter the permeate. Using a second RO step, operated at 10-20 bar, the water quality can be improved to 2-5 ppm NaCl, or 2-10 $\mu\text{S}/\text{cm}$.

In terms of robustness, thermal desalination systems have a more durable design with fewer moving parts making maintenance simpler. Scaling is a challenge for both technologies, and they need similar level of pretreatment to operate well.

Once established, servicing typically occurs annually. Regarding ability to follow the varying production of the electrolyzer, both systems operate best under constant conditions, but SWRO systems are better suited for frequent starts and stops. However, thermal systems are better able to handle fluctuations in the feed water quality and temperature.

The size of water treatment plants varies depending on the model and brand, but rough estimates can be made and compared for relevant electrolyzers sizes such as 10 and 100 MW. Generally, thermal systems tend to be slightly larger than RO systems.



A thermal system for 10 and 100 MW will have footprints of up to 6 m² and 25 m². In comparison, SWRO systems for the same capacities typically have footprints around 2 m² and 10 m².

As for energy consumption, a SWRO system needs around 3-5 kWh of electrical energy to produce 1 m³ of product water. A VC system needs around 6-12 kWh of electrical energy to produce 1 m³ of product water. For other thermal desalination technologies, such as VD, 2-6 kWh of electrical energy and 100-200 kWh of thermal energy are typically required. Notably, the thermal input for these systems could to some extent be covered by the waste heat from the electrolyzers.

Capital costs are always difficult to assess directly. However, in the desalination industry SWRO are generally found to have a lower CAPEX compared to thermal systems. This may be especially true for the smaller systems well suited for green hydrogen applications. In this range there are many available SWRO systems on the market ensuring high competitiveness on price. In comparison, thermal systems have mainly been used in niche applications and are therefore not available in the same volume. Thus, expect higher capital costs per m³ of water for a thermal desalination system.

NATURE ENERGY / ANDEL / BWSC

Containerized water treatment solution
for Power-to-Gas facility

- 3 x 3 MW, alkaline electrolysis
- Softening
- Reverse osmosis, double pass
- Membrane degassing unit
- 1.6 m³/h ultrapure water
- > 5 µS/cm



Summary

Due to different drivers, seawater as a main water source for green hydrogen is likely to grow in the future. It will require more water and use more energy than systems based on freshwater, but the energy consumption for water treatment will still be significantly lower than for electrolysis and consume no freshwater.

The main challenge for a green hydrogen desalination system will be the huge reduction in salt concentration required to meet electrolyzer quality standards. The special operating conditions for green hydrogen systems with fluctuating demand for water will also mean that the desalination system must be designed differently compared to what is normally done in the desalination industry.

Thermal systems have raised a lot of interest due to their ability to operate on waste heat, but in reality, this will not be enough. Thermal desalination systems that rely on heat still need

access to electricity. Additionally, for these systems to function effectively, the temperature of the waste heat must typically be higher than 70 °C. Therefore, while waste heat is beneficial, it alone cannot sustain the operation of thermal desalination systems.

The possibility of combining cooling and water treatment because heat is removed from the electrolyzer to produce water, is a second advantage that is often brought forward for thermal systems. However, thermal systems require only 100-200 kWh of heat to produce 1 m³ of ultrapure water, while electrolysis of the same 1 m³ of ultrapure water will generate around 1000 kWh of heat. Therefore, a thermal water treatment system can only utilize a fraction of the heat and cannot replace a cooling tower.

The main case for a thermal system would be in places where highly robust systems are required and where the produced water can be used

◀ *Pictured left: A containerized water treatment solution for treating city water to ultrapure quality. Currently very few desalination installations for hydrogen production exist. A desalination system for seawater would not need a softener.*

directly in an alkaline electrolyzer or fed to an EDI or mixed bed to reach PEM quality. These systems might be more energy intensive and expensive compared to SWRO systems but would offer a simple system requiring a minimum of service.

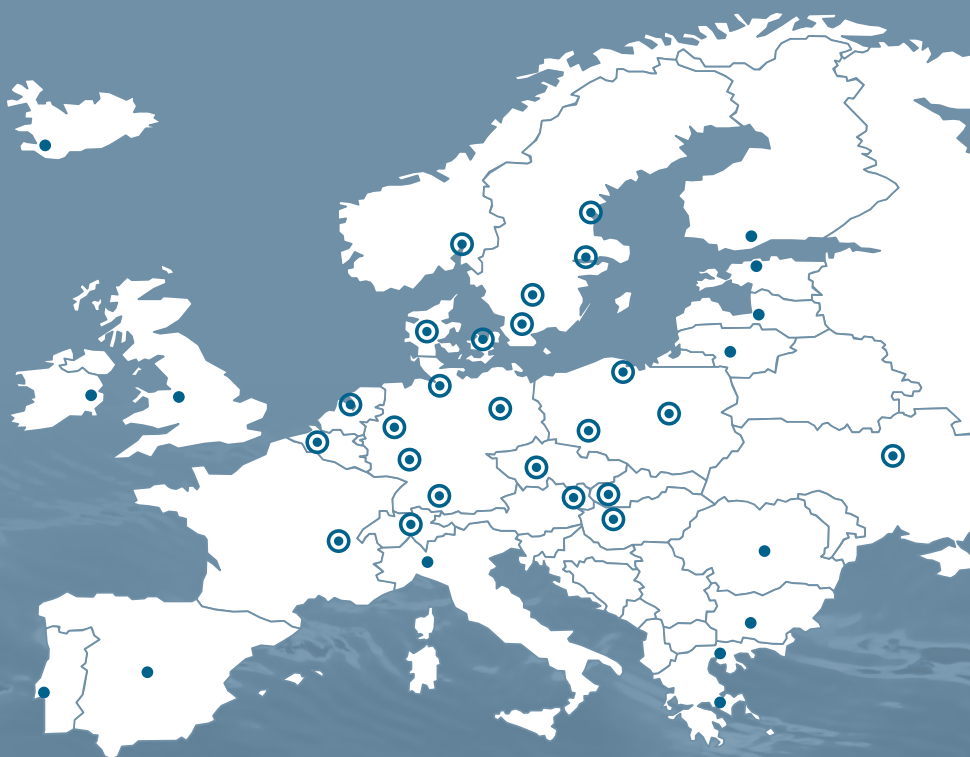
This means that although there is never one answer, SWRO is likely to be employed in most cases due to advantages in price, availability, and scalability.

Using seawater for green hydrogen production does not have to be a future dream – the water treatment solutions already exist today. Even for desalination, the cost of water treatment will be much lower compared to the expenses associated with the electrolyzer. Therefore, it's essential to highlight that using seawater for hydrogen production will not make the business case for an electrolyzer plant, but doing desalination wrong will break it.



EUROWATER develops and manufactures reliable water treatment plants – and has been doing so since 1936. Our plants are designed and manufactured on a quality principle of longevity and minimal need for maintenance.

Since 2020, EUROWATER has been part of the Grundfos Group and embraces Grundfos' global ambition to pioneer solutions to the world's water and climate challenges and improve quality of life for people.



eurowater.at
eurowater.be
eurowater.ch
eurowater.cz
eurowater.de

silhorko.dk
eurowater.fr
eurowater.hu
eurowater.nl
eurowater.no

eurowater.pl
eurowater.se
eurowater.sk
eurowater.ua
eurowater.com

EUROWATER
A GRUNDFOS COMPANY